

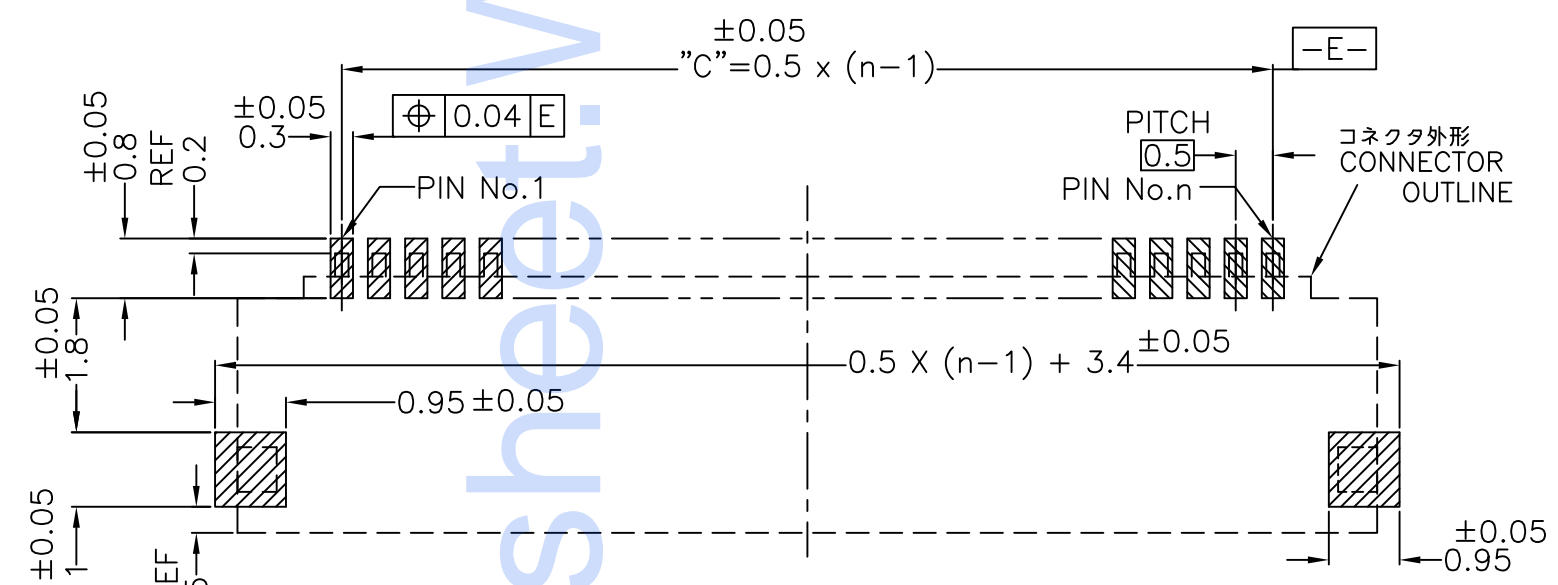
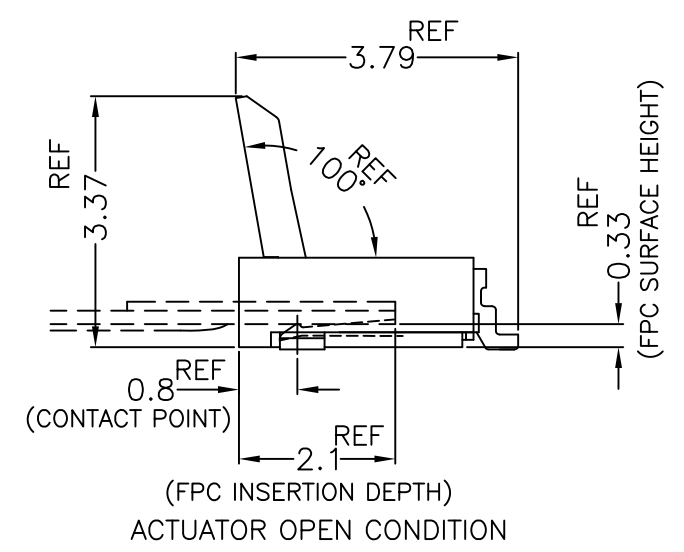
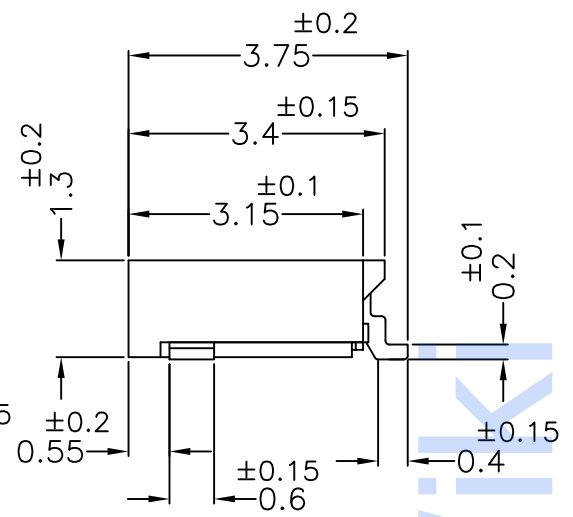
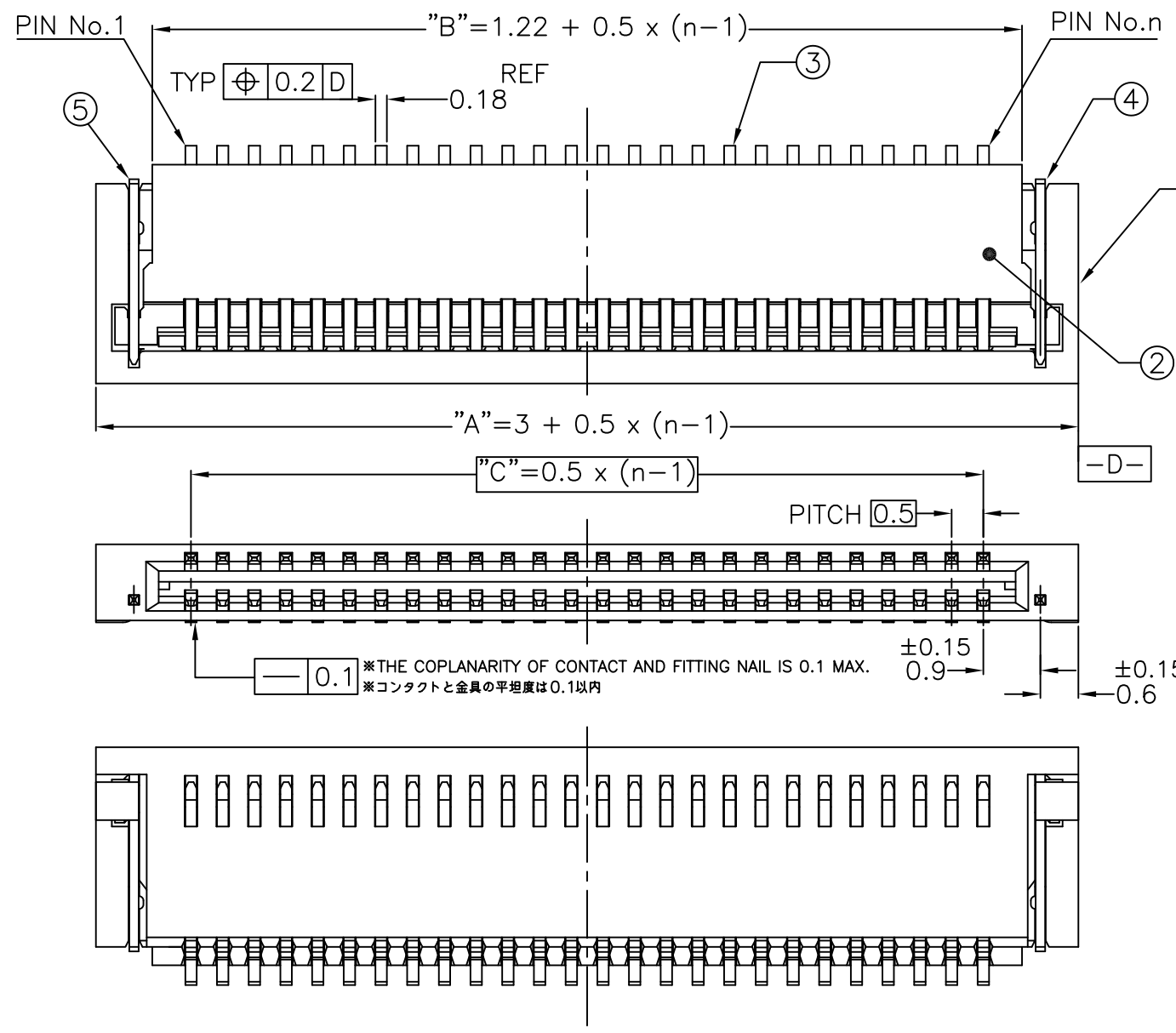
This document is the property of and embodies CONFIDENTIAL and PROPRIETARY information of AFCI. No part of the information shown on this document may be used in any way or disclosed to others without the written consent of Amphenol FCI.

AFCI CONFIDENTIAL

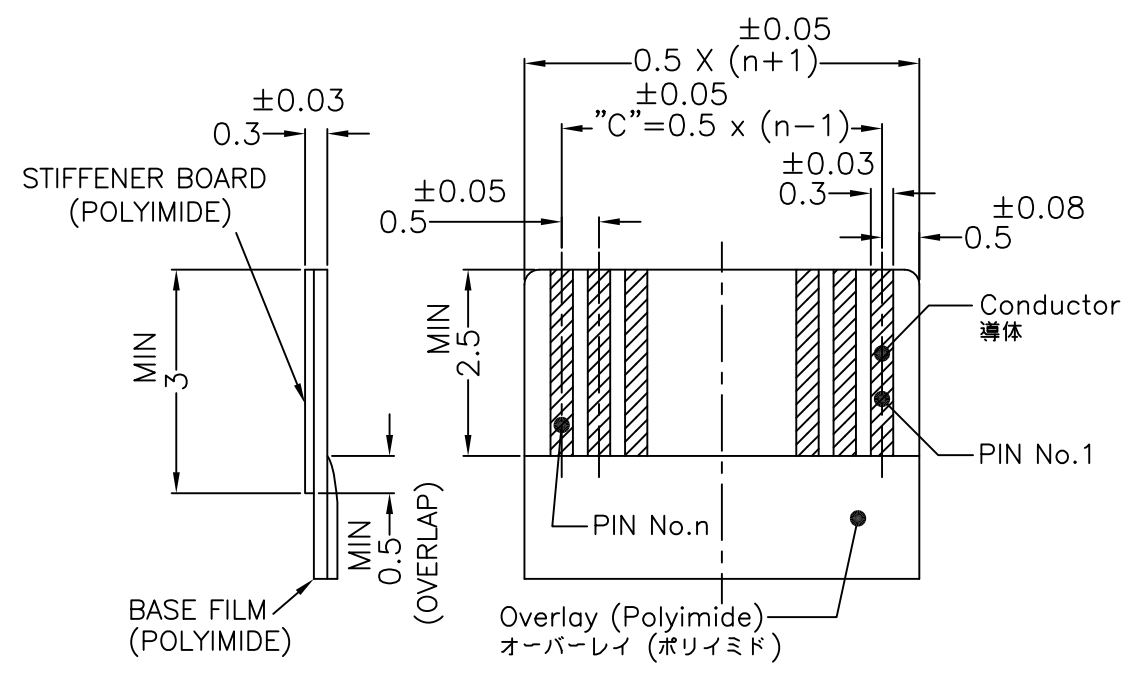
Amphenol FCI

CONNECTOR ASSY

- Note
1. "n" shows the number of contacts.
 2. This product meets European Union Directives and other country regulations as described in GS-22-008
- 注記
1. n は極数を示す。
 2. 本製品は、GS-22-008に記載されたヨーロッパ連合指令と他国の規制に適合しています。



RECOMMENDED PCB PATTERN LAYOUT



RECOMMENDED FPC PATTERN LAYOUT

mat'l. code				surface		tolerance		projection	product family			
---				ISO 1302	ISO 1302	ISO 406	ISO 1101		59GF FLEX 0.5			
ltr	ecn no	dr	date	tolerances unless otherwise specified				mm	title			
A	J05-0356	N.S.	6/20/'05	angles	linear	0.X	±0.3		ASSEMBLY			
E	J08-0283	N.S.	2008-7-1	±2'		0.XX	±0.3	scale 10:1	0.5mm PITCH CONNECTOR FOR FPC			
F	J09-0178	N.S.	2009-5-7	dr	N.SASAME	2019-04-12			VLL Series			
G	J10-0142	N.S.	2010-6-4	engr	N.SASAME	2019-04-12		Amphenol FCI	dwg no		sheet 1 of 5	
H	J10-0171	N.S.	2010-6-23	chr	THIO_SOON-HOE	2019-04-12			10051922		A3	
J	ELX-J-33203	N.S.	2019-04-12	appd	Y.KAMEDA	2019-04-12		type	Product Customer Drawing		Rev.	
sheet	revision	J	J	J	J	J					J	
index	sheet	1	2	3	4	5						

CONNECTOR ASSY

<P/N composition> <P/N 構成>

10051922- 24 1 LF

- Lead free
鉛フリー品
- Contact point plating variation (1: Au plating)
接点部めっきバリエーション (1: 金めっき)
- The number of contacts 極数
- Series name
シリーズ名

PARTS TABLE 部品表

No.	Part name 部品名	Material 材質	Finish めっき	Note 備考
①	Housing ハウジング	Enter glass fiber LCP resin ガラス繊維入り LCP 樹脂	—	色:乳白色, UL94V-0 Color : Natural, UL94V-0
②	Actuator アクチュエーター	Enter glass fiber 9TPA resin ガラス繊維入り ポリアミド9T	—	色:黒, UL94V-0 Color : Black, UL94V-0
③	Contact コンタクト	Copper alloy 銅合金	Au plating (Nickel underplating) 金めっき (ニッケル下地めっき)	ニッケルダムあり With Ni dam on the contact
④	Fitting nail (Right side) 補強金具 (右側)	Copper alloy 銅合金	Tin alloy plating (Nickel underplating) スズ合金めっき (ニッケル下地めっき)	—
⑤	Fitting nail (Left side) 補強金具 (左側)	Copper alloy 銅合金	Tin alloy plating (Nickel underplating) スズ合金めっき (ニッケル下地めっき)	—

Au	14.5	15.72	17.5	1	1	30	1	1	10051922-301LF
	13.5	14.72	16.5	1	1	28	1	1	10051922-281LF
	12.5	13.72	15.5	1	1	26	1	1	10051922-261LF
	11.5	12.72	14.5	1	1	24	1	1	10051922-241LF
	10.5	11.72	13.5	1	1	22	1	1	10051922-221LF
	9.5	10.72	12.5	1	1	20	1	1	10051922-201LF
	9	10.22	12	1	1	19	1	1	10051922-191LF
	8.5	9.72	11.5	1	1	18	1	1	10051922-181LF
	7.5	8.72	10.5	1	1	16	1	1	10051922-161LF
	7	8.22	10	1	1	15	1	1	10051922-151LF
	6.5	7.72	9.5	1	1	14	1	1	10051922-141LF
	5.5	6.72	8.5	1	1	12	1	1	10051922-121LF
	5	6.22	8	1	1	11	1	1	10051922-111LF
	4.5	5.72	7.5	1	1	10	1	1	10051922-101LF
	3.5	4.72	6.5	1	1	8	1	1	10051922-081LF

CONTACT PLATING	DIM "C"	DIM "B"	DIM "A"	⑤ FITTING NAIL(L) QTY	④ FITTING NAIL(R) QTY	③ CONTACT QTY	② ACTUATOR QTY	① HOUSING QTY	PRODUCT NO.
mat'l. code ---				surface ISO 1302	tolerance ISO 406 ISO 1101	projection 	product family 59GF FLEX 0.5		
ltr	ecn no	dr	date	tolerances unless otherwise specified			title		
A	J05-0356	N.S	6/20/'05	angles	linear	0.X ±0.3 0.XX ±0.3 0.XXX ±0.3	mm		
E	J08-0283	N.S	2008-7-1	±2°			scale 10:1		
F	J09-0178	N.S	2009-5-7	dr	N.SASAME	2019-04-12	dwg no		
G	J10-0142	N.S	2010-6-4	engr	N.SASAME	2019-04-12	sheet 2 of 5		
H	J10-0171	N.S	2010-6-23	chr	THIO_SOON-HOE	2019-04-12	size		
J	ELX-J-33203	N.S	2019-04-12	appd	Y.KAMEDA	2019-04-12	10051922		
sheet				revision			type		
index				sheet			Product Customer Drawing		
							Rev.		
							J		

<P/N composition> <P/N 構成>

10051922- 24 1 H LF

- Lead free
鉛フリー品
- Halogen free
ハロゲンフリー品
- Contact point plating variation (1: Au plating)
接点部めっきバリエーション (1: 金めっき)
- The number of contacts 極数
- Series name
シリーズ名

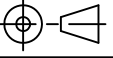
CONNECTOR ASSY

HALOGEN FREE

PARTS TABLE 部品表

No.	Part name 部品名	Material 材質	Finish めっき	Note 備考
①	Housing ハウジング	Enter glass fiber LCP resin ガラス繊維入り LCP 樹脂	—	色: 乳白色, UL94V-0 Color: Natural, UL94V-0
②	Actuator アクチュエーター	Enter glass fiber LCP resin ガラス繊維入り LCP 樹脂	—	色: 乳白色, UL94V-0 Color: Natural, UL94V-0
③	Contact コンタクト	Copper alloy 銅合金	Au plating (Nickel underplating) 金めっき (ニッケル下地めっき)	ニッケルダムあり With Ni dam on the contact
④	Fitting nail (Right side) 補強金具 (右側)	Copper alloy 銅合金	Tin alloy plating (Nickel underplating) スズ合金めっき (ニッケル下地めっき)	—
⑤	Fitting nail (Left side) 補強金具 (左側)	Copper alloy 銅合金	Tin alloy plating (Nickel underplating) スズ合金めっき (ニッケル下地めっき)	—

Au	14.5	15.72	17.5	1	1	30	1	1	10051922-301HLF
	13.5	14.72	16.5	1	1	28	1	1	10051922-281HLF
	12.5	13.72	15.5	1	1	26	1	1	10051922-261HLF
	11.5	12.72	14.5	1	1	24	1	1	10051922-241HLF
	10.5	11.72	13.5	1	1	22	1	1	10051922-221HLF
	9.5	10.72	12.5	1	1	20	1	1	10051922-201HLF
	9	10.22	12	1	1	19	1	1	10051922-191HLF
	8.5	9.72	11.5	1	1	18	1	1	10051922-181HLF
	7.5	8.72	10.5	1	1	16	1	1	10051922-161HLF
	7	8.22	10	1	1	15	1	1	10051922-151HLF
	6.5	7.72	9.5	1	1	14	1	1	10051922-141HLF
	5.5	6.72	8.5	1	1	12	1	1	10051922-121HLF
	5	6.22	8	1	1	11	1	1	10051922-111HLF
	4.5	5.72	7.5	1	1	10	1	1	10051922-101HLF
	3.5	4.72	6.5	1	1	8	1	1	10051922-081HLF
CONTACT PLATING	DIM "C"	DIM "B"	DIM "A"	⑤ FITTING NAIL(L) QTY	④ FITTING NAIL(R) QTY	③ CONTACT QTY	② ACTUATOR QTY	① HOUSING QTY	PRODUCT NO.

mat'l. code ---				surface ISO 1302 ✓		tolerance ISO 406 ISO 1101		projection 		product family 59GF FLEX 0.5										
ltr		ecn no		dr		date		tolerances unless otherwise specified		title										
								angles		linear		mm		ASSEMBLY						
								±2°		0.X ±0.3		0.XX ±0.3		0.XXX ±0.3		0.5mm PITCH CONNECTOR FOR FPC				
																VLL Series				
																dwg no				
																sheet 3 of 5				
																size				
																A3				
																type				
																Product Customer Drawing				
																Rev.				
																J				

This document is the property of and embodies CONFIDENTIAL and PROPRIETARY information of AFCI. No part of the information shown on this document may be used in any way or disclosed to others without the written consent of Amphenol FCI.

AFCI CONFIDENTIAL

Amphenol FCI

PRODUCT NO.	DIM "A"	DIM "B"	DIM "C"	DIM "D"	DIM "E"	CONTACT PLATING	Emboss QTY.	TOOLING AVAILABLE
10051922-0810ELF	16	7.5	21.5	8	--	Au	4500	YES
10051922-1010ELF								YES
10051922-1110ELF								YES
10051922-1210ELF								YES
10051922-1410ELF								YES
10051922-1510ELF	24	11.5	29.5	8	--	Au	4500	YES
10051922-1610ELF								YES
10051922-1810ELF								YES
10051922-1910ELF								YES
10051922-2010ELF								YES
10051922-2210ELF	32	14.2	37.5	8	28.4	Au	4500	YES
10051922-2410ELF								YES
10051922-2610ELF								YES
10051922-2810ELF								YES
10051922-3010ELF								YES

EMBOSS PACKAGE

No.	Part name 部品名	Material 材質	QTY.	Note 備考
①	The reel for packaging 梱包用リール	Polystyrene ポリスチレン	1	Color : White or Black, Electrification prevention processing 色 : 白または黒、帯電防止処理品
②	Emboss tape エンボステープ	APET or PS	1	Electrification prevention processing 帯電防止処理品
③	Cover tape カバーテープ	POLYESTER, POLYETHYLENE ポリエステル, ポリエチレン	1	
④	Connector コネクタ	See sheet 1	4500	APPLIED FOR 8mm PITCH EMBOS TAPE

NOTE

1. This article carries out the emboss tape package of the 0.5mm pitch connector for FPC.

2. The shape and dimension of this article are based on JIS C 0806.
(Taping of electronic parts (Surface mounted device))

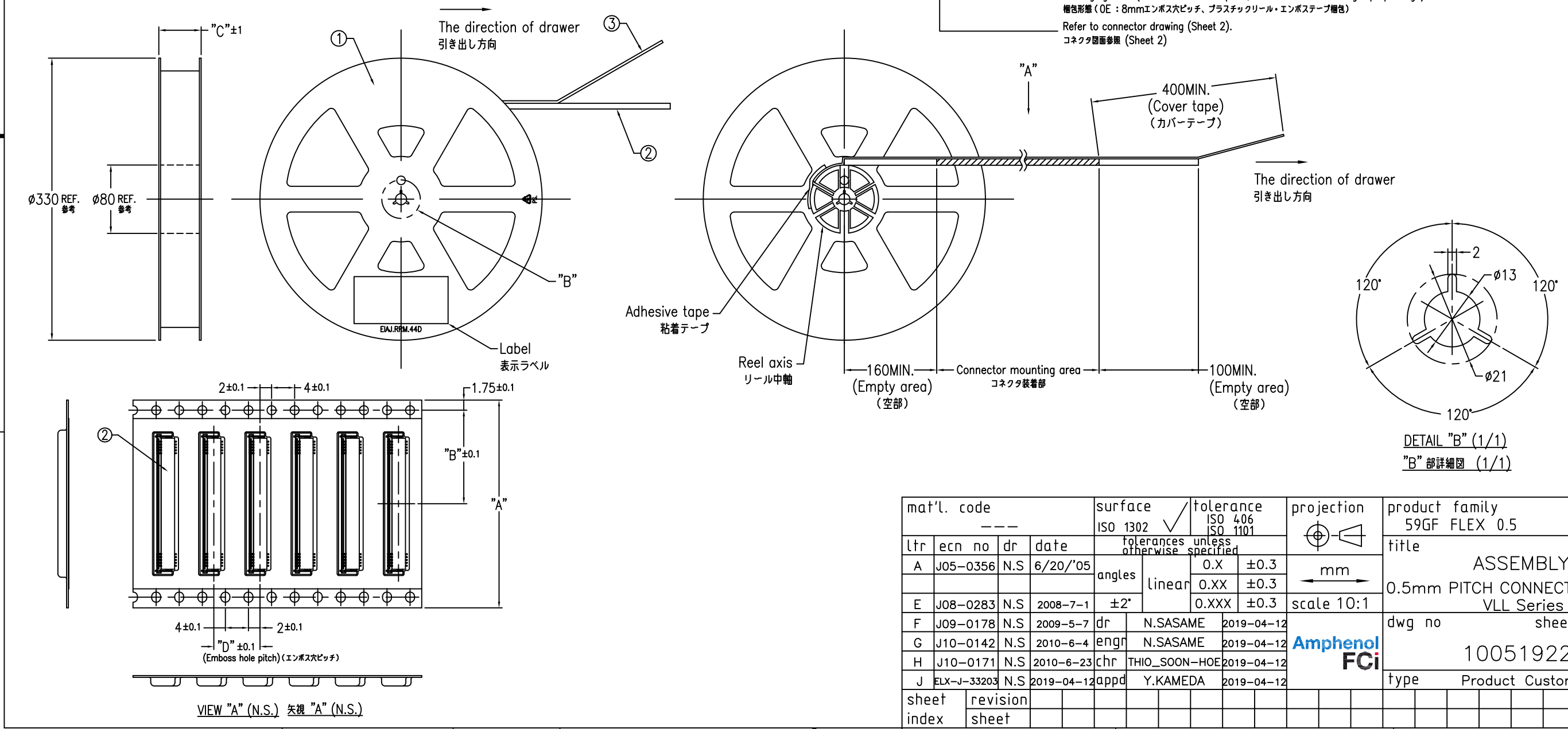
注 記

1. 本品は 0.5mm ピッチ FPC 用コネクタをエンボステープ梱包したものである。

2. 本品の形状及び寸法規定は JIS C 0806 (電子部品のテーピング (表面実装部品)) に準拠する。

<P/N composition> <P/N 構成>

10051922-16 1 0E LF



mat'l. code ---				surface ISO 1302		tolerance ISO 406 ISO 1101		projection 		product family 59GF FLEX 0.5			
ltr				ecn no		dr		date		tolerances unless otherwise specified		title	
A				J05-0356		N.S		6/20/'05		angles		ASSEMBLY	
E				J08-0283		N.S		2008-7-1		linear		0.5mm PITCH CONNECTOR FOR FPC	
F				J09-0178		N.S		2009-5-7		dr		VLL Series	
G				J10-0142		N.S		2010-6-4		engr		0.5mm PITCH CONNECTOR FOR FPC	
H				J10-0171		N.S		2010-6-23		chr		VLL Series	
J				ELX-J-33203		N.S		2019-04-12		appd		VLL Series	
sheet				revision								dwg no	
index				sheet								sheet 4 of 5	
												size	
												A3	
												type	
												Product Customer Drawing	
												Rev.	
												J	

This document is the property of and embodies CONFIDENTIAL and PROPRIETARY information of AFCI. No part of the information shown on this document may be used in any way or disclosed to others without the written consent of Amphenol FCi.

AFCI CONFIDENTIAL

Amphenol FCi

PRODUCT NO.	DIM "A"	DIM "B"	DIM "C"	DIM "D"	DIM "E"	CONTACT PLATING	Emboss QTY.	TOOLING AVAILABLE
10051922-0810EHLF	16	7.5	21.5	8	--	Au	4500	YES
10051922-1010EHLF								YES
10051922-1110EHLF								YES
10051922-1210EHLF								YES
10051922-1410EHLF								YES
10051922-1510EHLF								YES
10051922-1610EHLF								YES
10051922-1810EHLF								YES
10051922-1910EHLF								YES
10051922-2010EHLF	24	11.5	29.5	8	--	Au	4500	YES
10051922-2210EHLF								YES
10051922-2410EHLF								YES
10051922-2610EHLF								YES
10051922-2810EHLF								YES
10051922-3010EHLF								YES
10051922-2210EHLF								YES
10051922-2410EHLF								YES
10051922-2610EHLF								YES
10051922-2810EHLF	32	14.2	37.5	8	28.4	Au	4500	YES
10051922-3010EHLF								YES
10051922-3010EHLF								YES
10051922-3010EHLF								YES
10051922-3010EHLF								YES

PARTS TABLE 部品表

No.	Part name 部品名	Material 材質	QTY.	Note 備考
①	The reel for packaging 梱包用リール	Polystyrene ポリスチレン	1	Color : White or Black, Electrification prevention processing 色 : 白または黒、帯電防止処理品
②	Emboss tape エンボステープ	APET or PS	1	Electrification prevention processing 帯電防止処理品
③	Cover tape カバーテープ	POLYESTER, POLYETHYLENE ポリエステル, ポリエチレン	1	
④	Connector コネクタ	See sheet 1	4500	APPLIED FOR 8mm PITCH EMBOS TAPE

EMBOSS PACKAGE

HALOGEN FREE

NOTE

1. This article carries out the emboss tape package of the 0.5mm pitch connector for FPC.
2. The shape and dimension of this article are based on JIS C 0806.
(Taping of electronic parts (Surface mounted device))

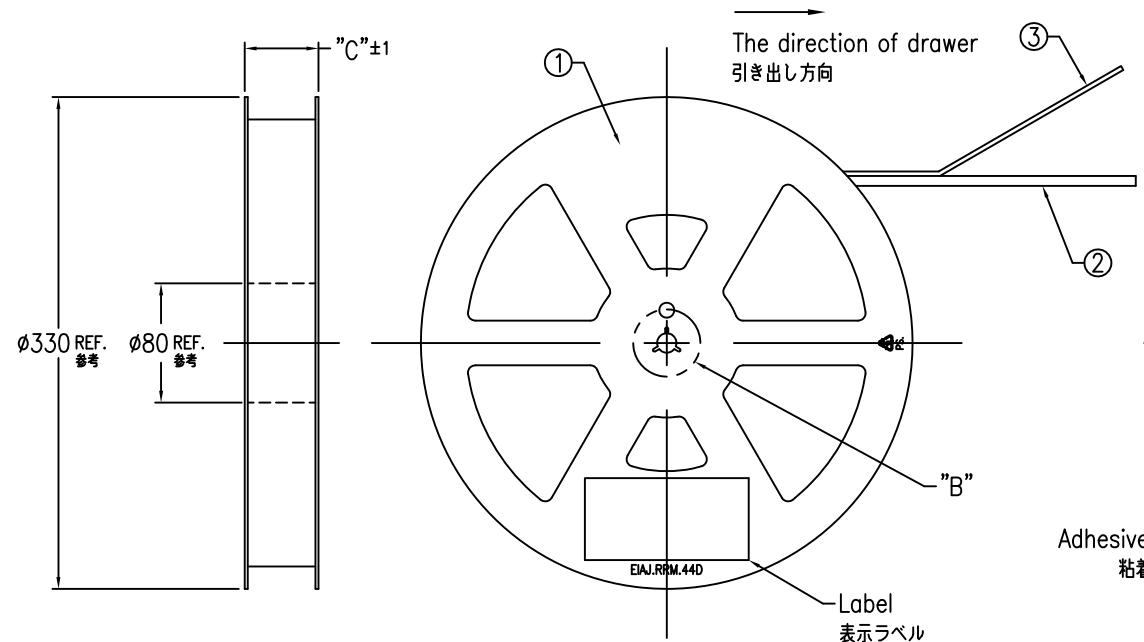
注 記

1. 本品は 0.5mm ピッチ FPC 用コネクタをエンボステープ梱包したものである。
2. 本品の形状及び寸法規定は JIS C 0806 (電子部品のテーピング (表面実装部品)) に準拠する。

<P/N composition> <P/N 構成>

10051922-16 1 0E H LF

- Lead free
鉛フリー品
- Halogen free
ハロゲンフリー品
- Packaging form (0E : 8mm emboss pitch, Plastic reel・Embossing tape package)
梱包形態 (0E : 8mmエンボス穴ピッチ、プラスチックリール・エンボステープ梱包)
- Refer to connector drawing (Sheet 2).
コネクタ図面参照 (Sheet 2)



The direction of drawer
引き出し方向

③

②

"B"

EIAJ.RPM.440

Label
表示ラベル

①

Adhesive tape
粘着テープ

Reel axis
リール中軸

160MIN.
(Empty area)
(空部)

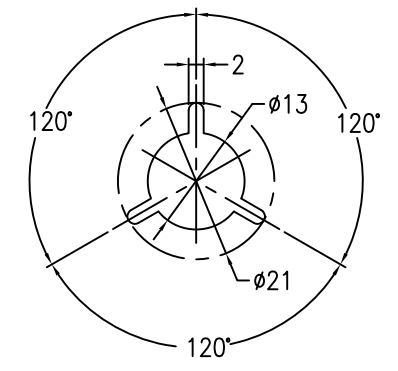
Connector mounting area
コネクタ装着部

100MIN.
(Empty area)
(空部)

"A"

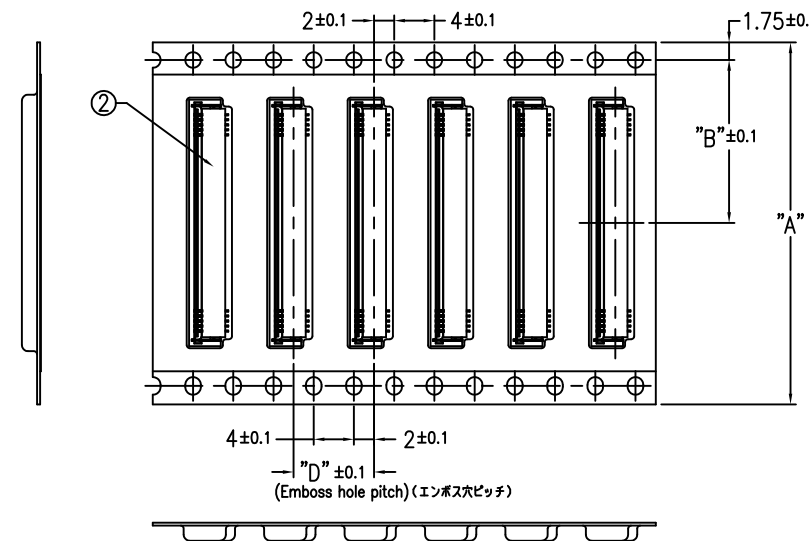
400MIN.
(Cover tape)
(カバーテープ)

The direction of drawer
引き出し方向



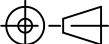
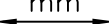

DETAIL "B" (1/1)

"B" 部詳細図 (1/1)



"D" ±0.1
(Emboss hole pitch) (エンボス穴ピッチ)

VIEW "A" (N.S.) 矢視 "A" (N.S.)

mat'l. code ---				surface ISO 1302 ✓		tolerance ISO 406 ISO 1101		projection 		product family 59GF FLEX 0.5											
ltr	ecn	no	dr	date	tolerances unless otherwise specified				title ASSEMBLY 0.5mm PITCH CONNECTOR FOR FPC VLL Series												
					angles	linear	0.X		±0.3	dwg no sheet 5 of 5 size											
							0.XX		±0.3												
					±2°		0.XXX	±0.3	scale 10:1		10051922 A3										
					dr	N.SASAME		2019-04-12				type									
G	J10-0142	N.S	2010-6-4	engr	N.SASAME		2019-04-12		Product Customer Drawing												
H	J10-0171	N.S	2010-6-23	chr	THIO_SOON-HOE		2019-04-12		Rev.												
J	ELX-J-33203	N.S	2019-04-12	appd	Y.KAMEDA		2019-04-12		J												
sheet index		revision sheet																			